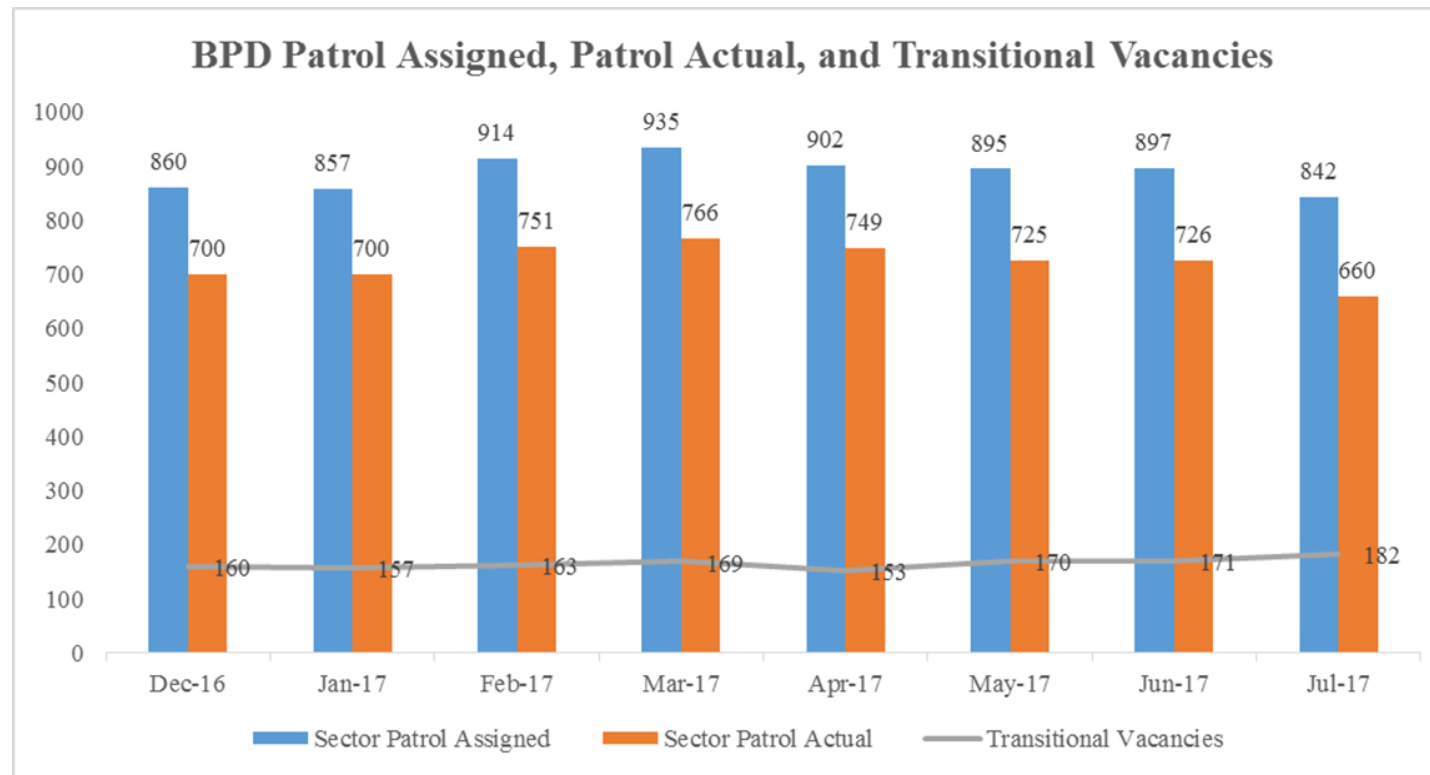


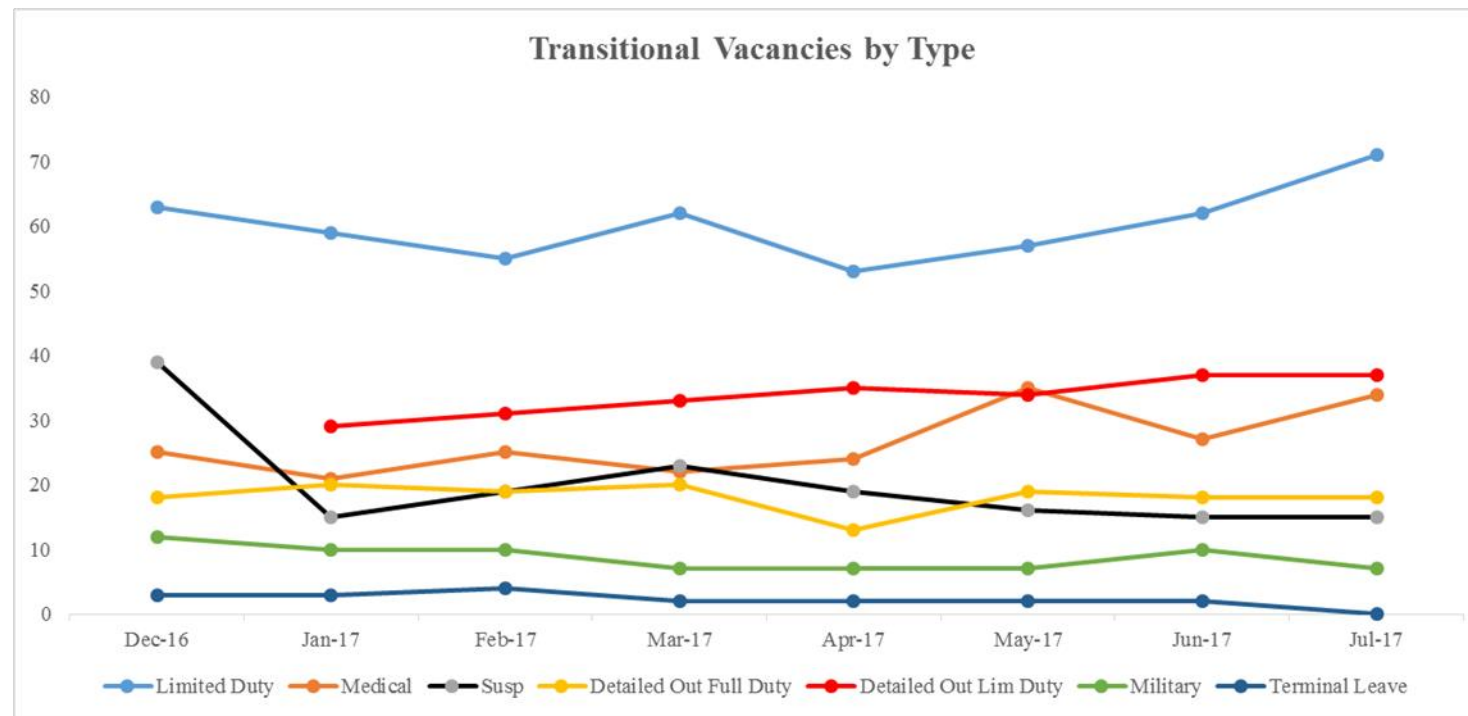
CITISTATSMART – MAKING BALTIMORE SAFE

- CitiStatSMART will hold Police meetings every *two* weeks to start to discuss the latest information and come up with strategies to reduce crime. The regularity of the meetings allows for the development of immediate solutions and quickly assess if strategies are working or if a course correction is needed. Emphasis is on using real-time data and increasing communication and collaboration and focus on strategies in the Mayor's Violence Reduction Plan.
- Agenda 9/1/17
 - Staffing & Recruitment – 10 min
 - Crime Trend Analysis – 30 min
 - Transformation Zones – 10 min
 - City State/ Collaboration – 20 min
 - Ongoing and Planned Initiatives/ CitiStatSMART Vision – 20 min

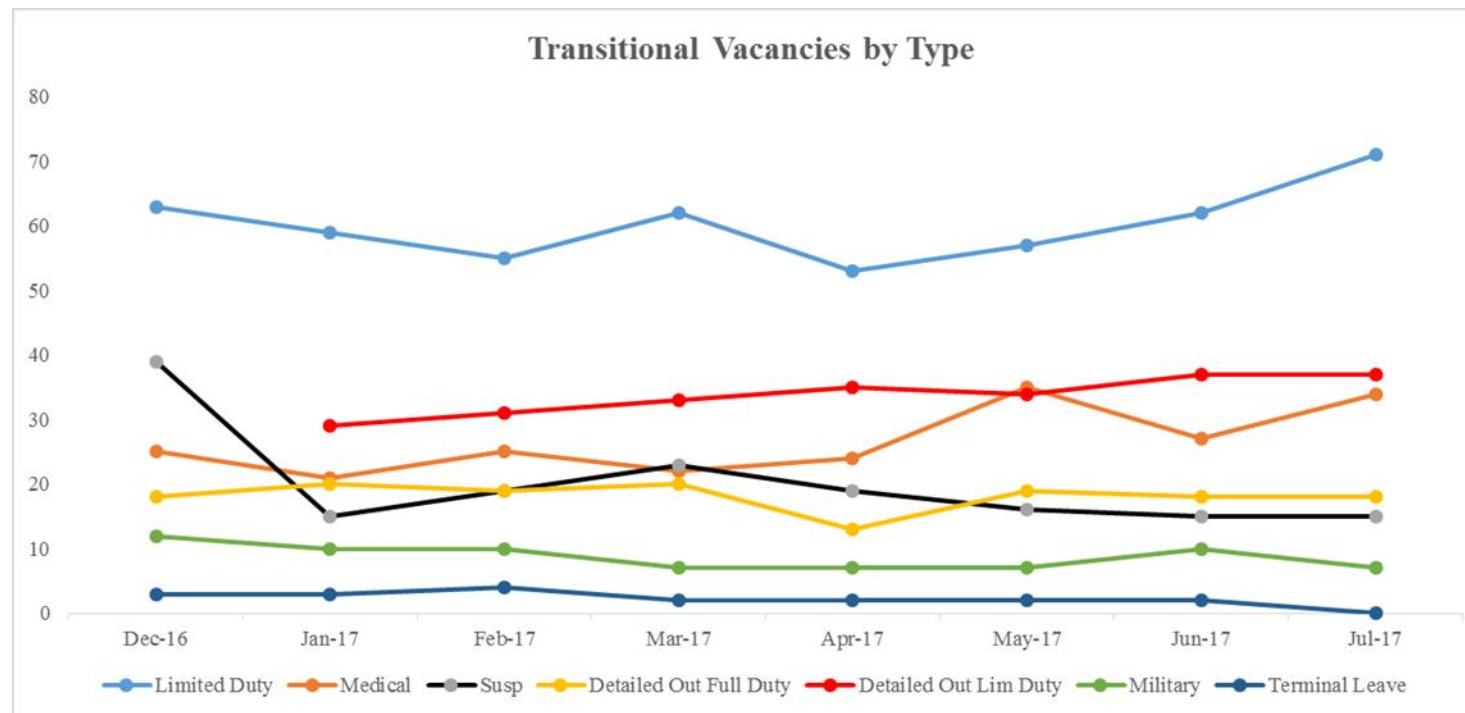
STAFFING AND RECRUITMENT



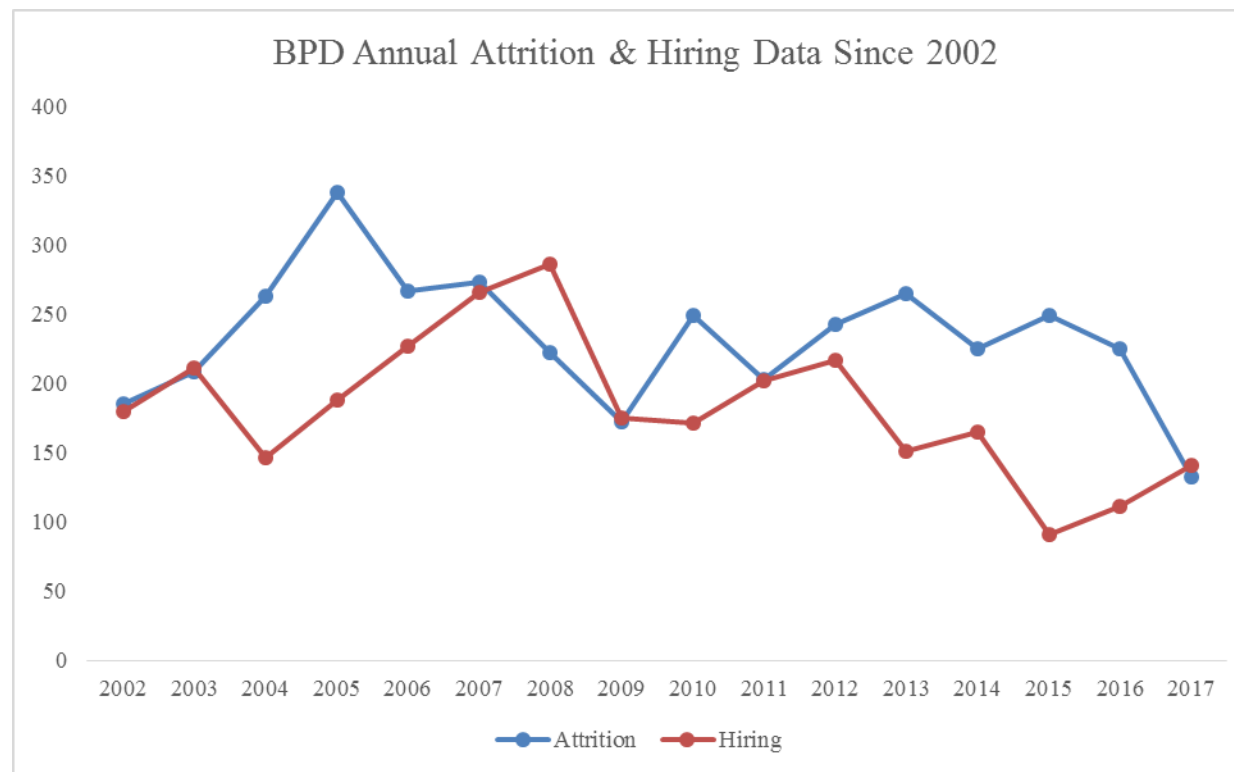
STAFFING AND RECRUITMENT



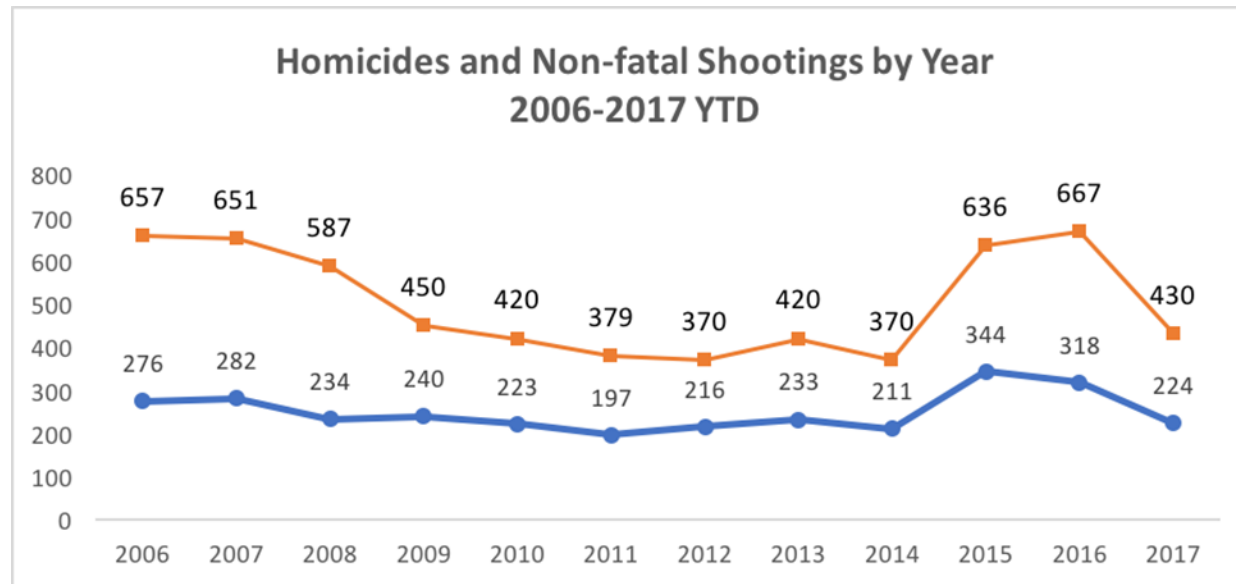
STAFFING AND RECRUITMENT



STAFFING AND RECRUITMENT



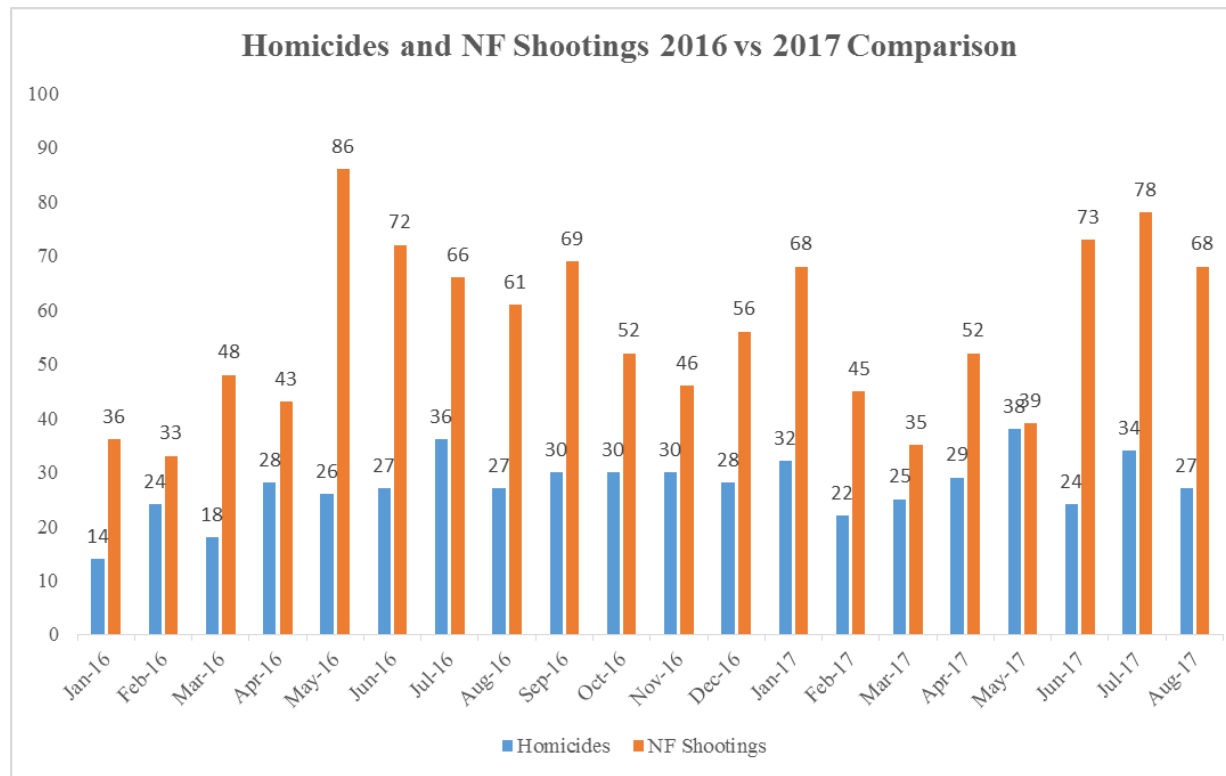
CRIME TREND ANALYSIS



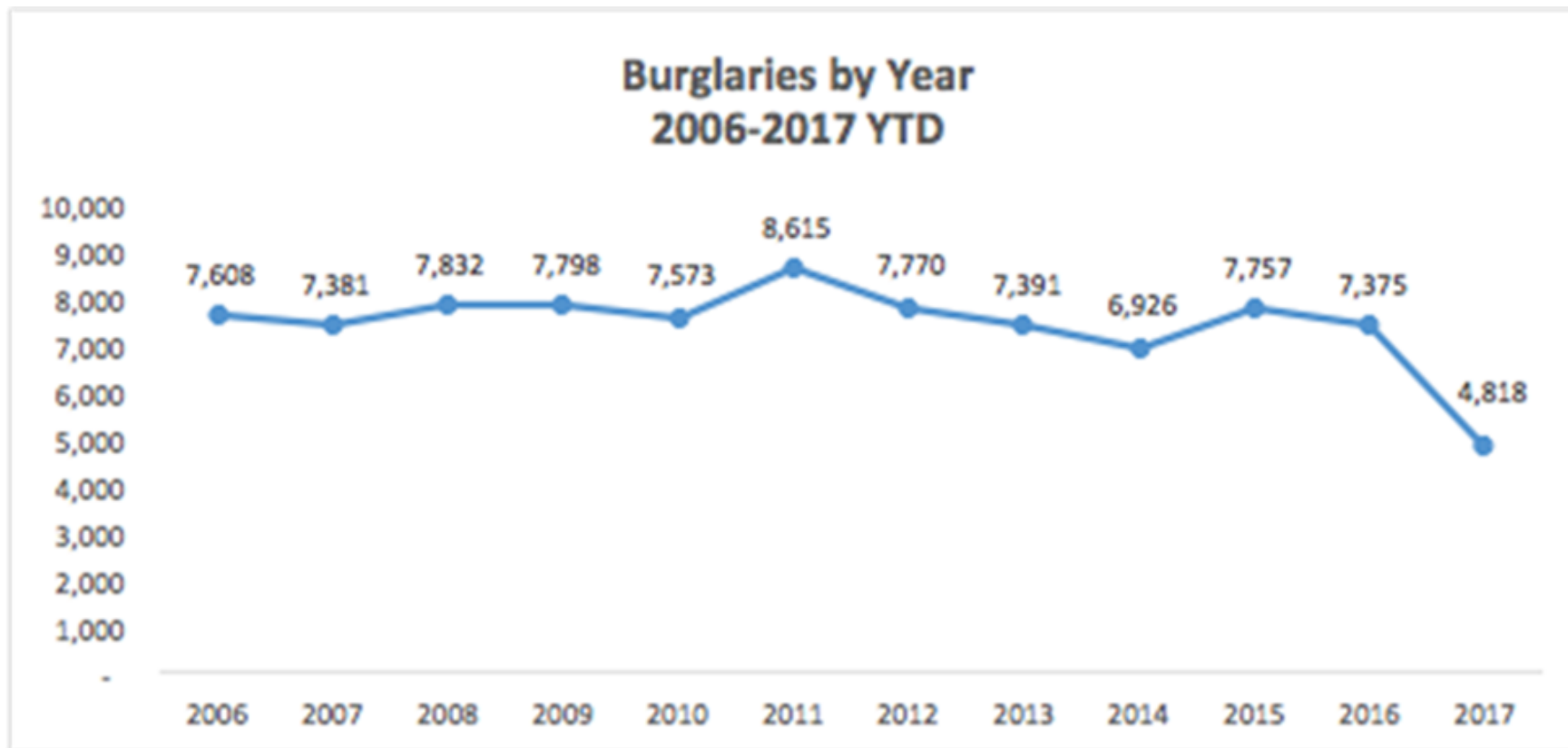
CRIME TREND ANALYSIS

Area	Homicide	% of City's Homicides	Shooting	% of City's Shootings
Alameda/Abbotston/Harford Rd	7	3%	6	1%
Barclay/20th	1	0%	1	0%
Belvedere Av/Pimlico/Reisterstown	11	5%	12	3%
Biddle/Milton	5	2%	9	2%
Brooklyn	5	2%	24	6%
Coldspring/York/Woodbourne	5	2%	2	0%
Edmondson/Allendale/Saratoga	3	1%	4	1%
Federal/Wolfe	5	2%	6	1%
Garrison Blvd/Forest Park	5	2%	9	2%
Lafayette/Argyle/Fremont	3	1%	9	2%
Monument/Madison to Chester/Lakewood	4	2%	3	1%
Penn/North	5	2%	5	1%
Tri-District	9	4%	21	5%
Area Total	68	30%	111	26%

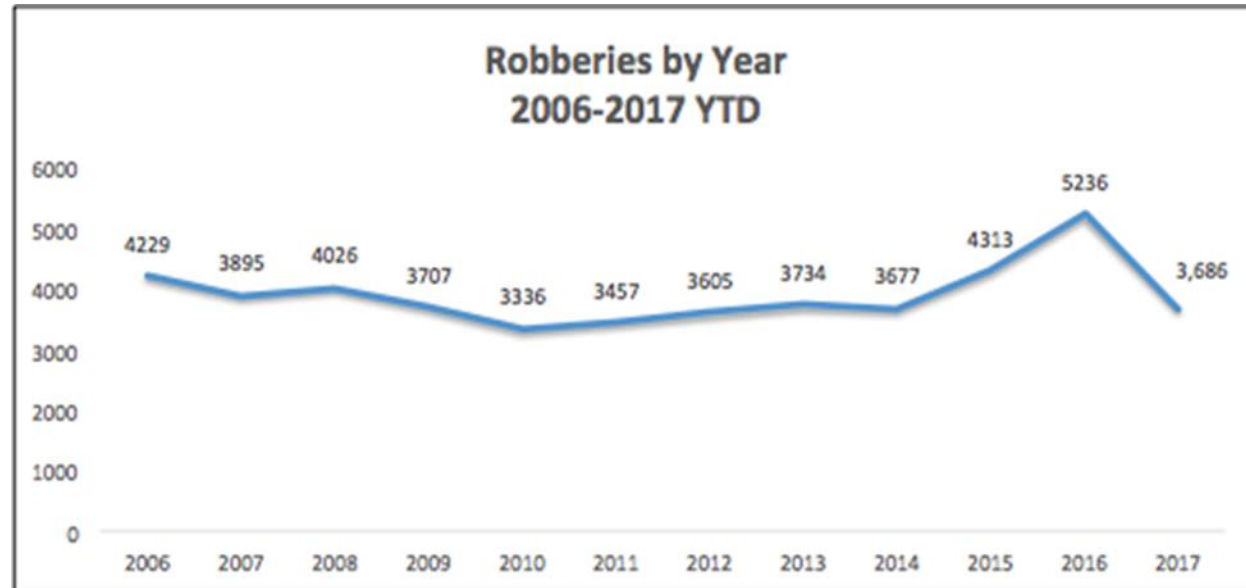
CRIME TREND ANALYSIS



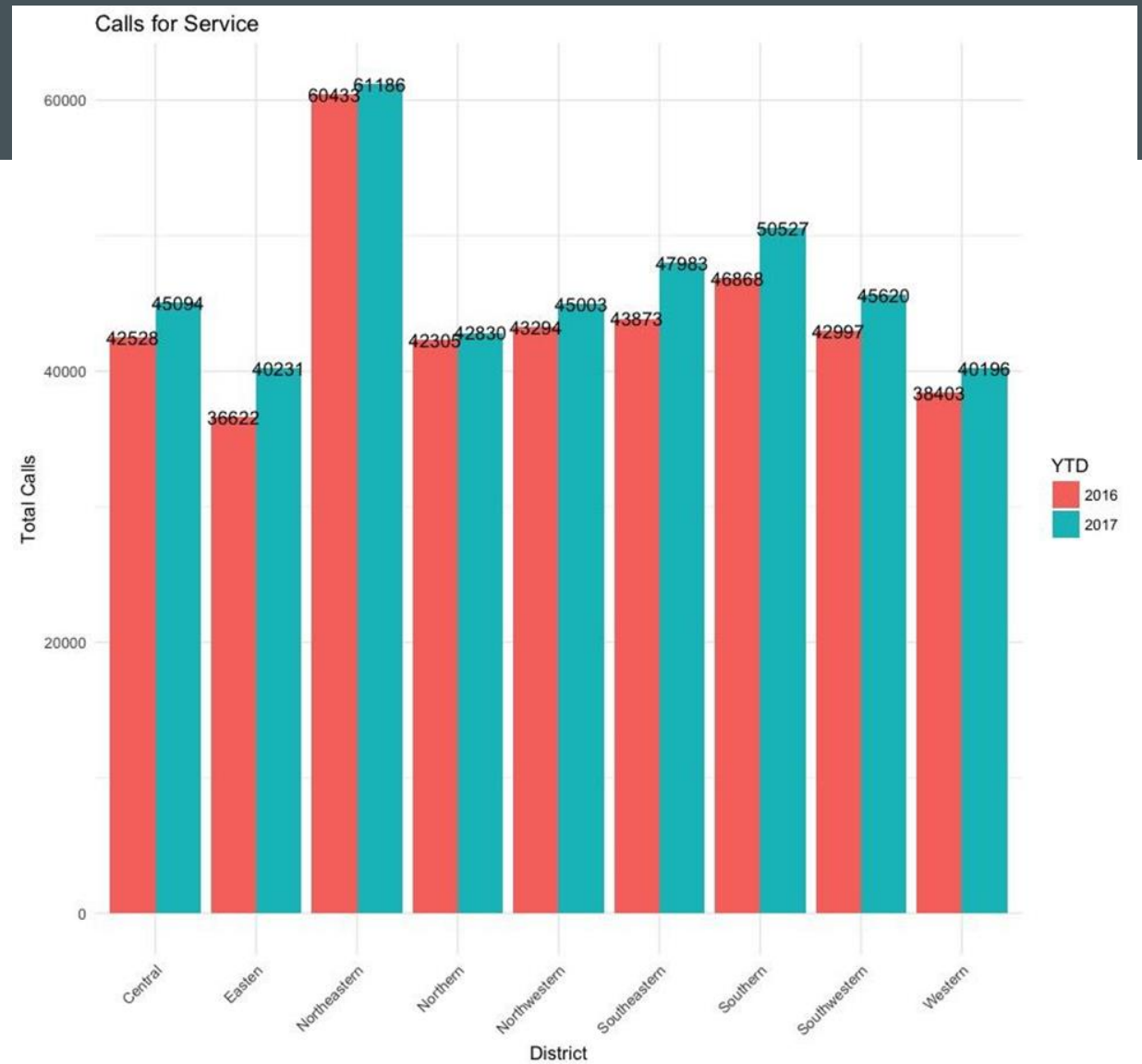
CRIME TREND ANALYSIS



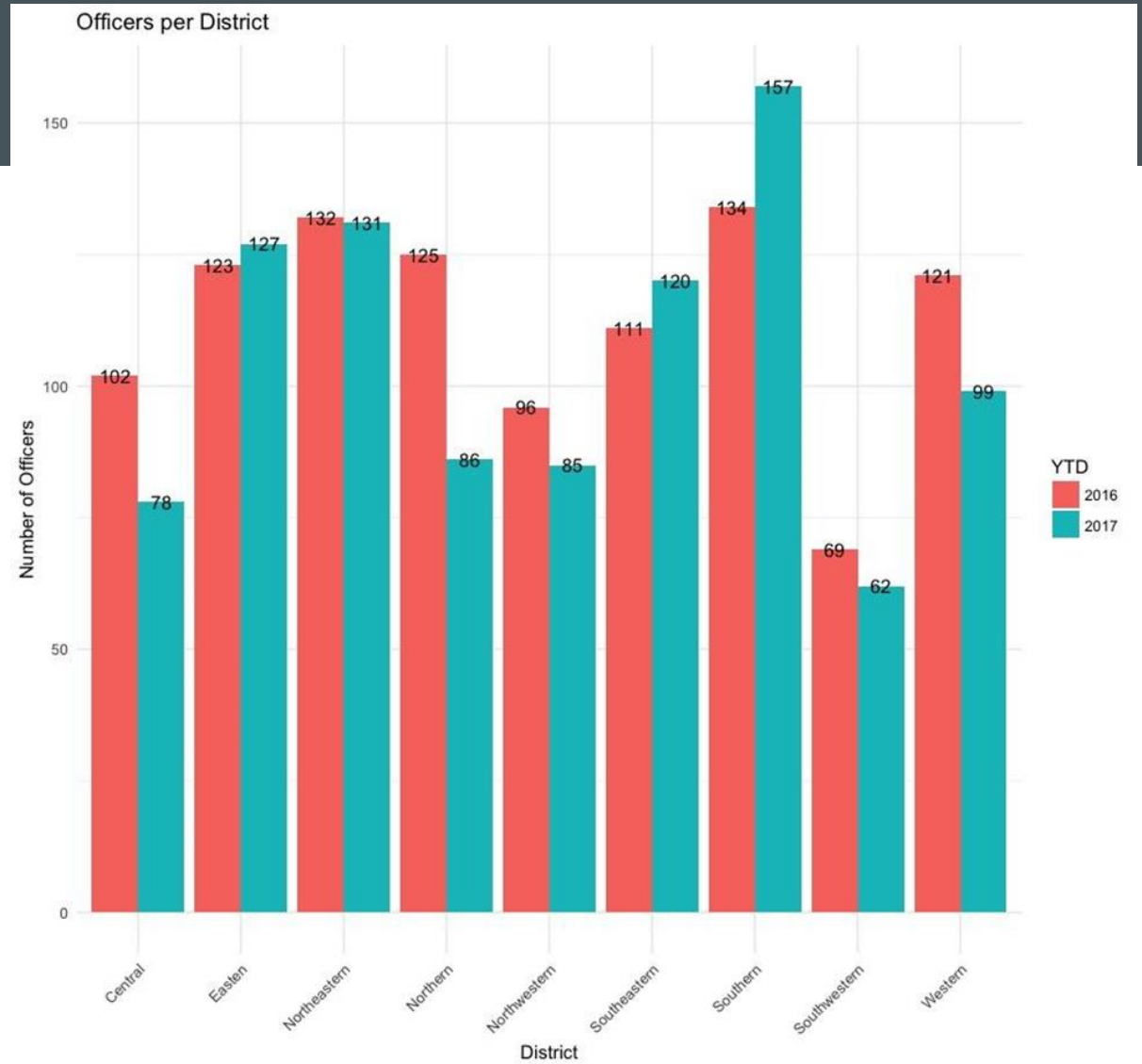
CRIME TREND ANALYSIS



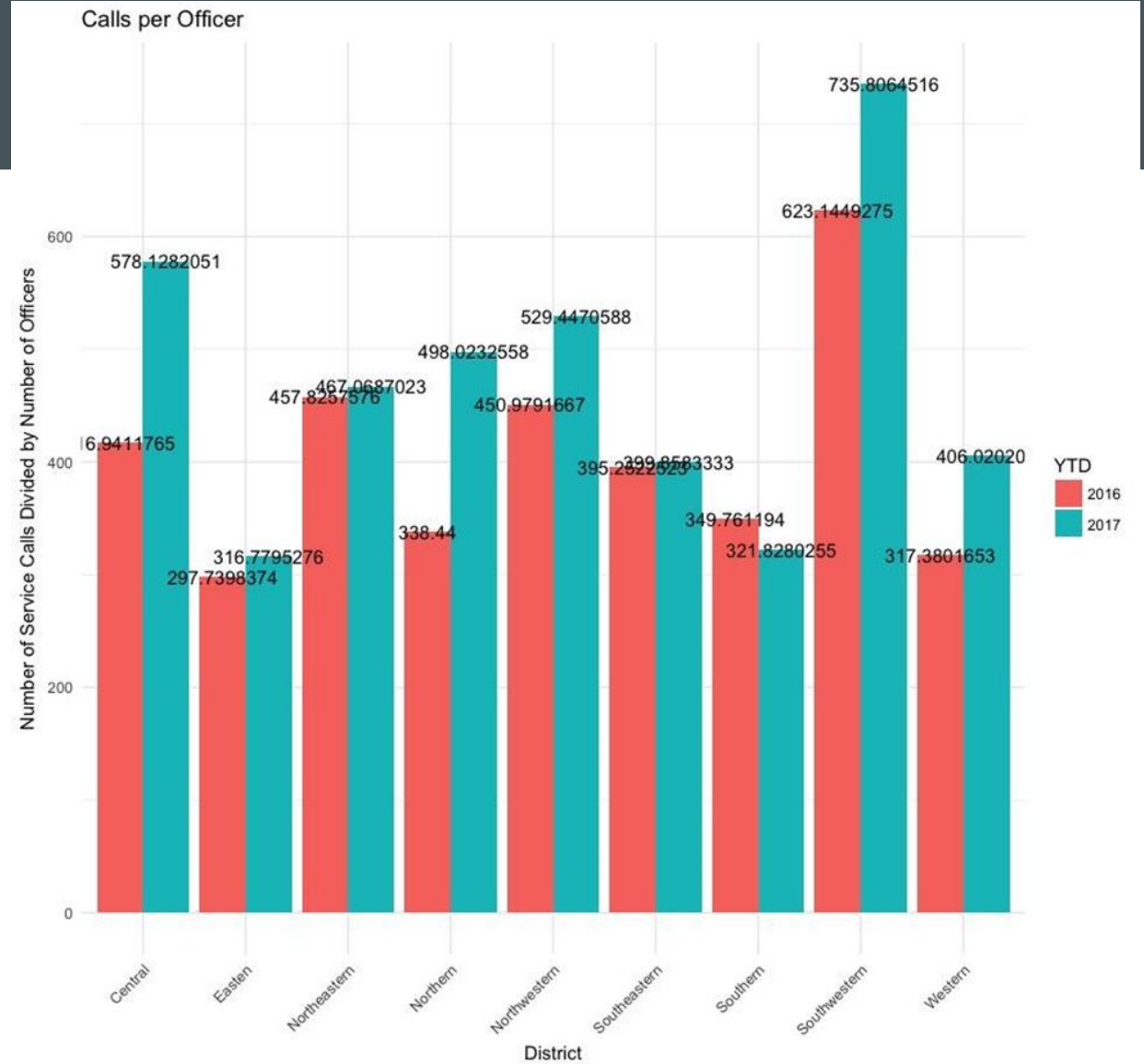
ENFORCEMENT ANALYSIS



ENFORCEMENT ANALYSIS



ENFORCEMENT ANALYSIS



TRANSFORMATION ZONES

5100 Park Heights Open SR's

Row Labels	Count of Type Description
⊕ Forestry Tree Inspection	1
⊕ HCD-Abandoned Vehicle	3
⊕ HCD-Maintenance Structure	2
⊕ HCD-Rodents	1
⊕ HCD-Sanitation Property	24
⊕ HCD-Trees and Shrubs	2
⊕ HCD-Vacant Building	2
⊕ HLTH-Food Facility Complaint	1
⊕ RP Building Maintenance	1
⊕ SW-Bulk-Scheduled	12
⊕ SW-Municipal Trash Can Concern	3
⊕ TEC-Footways Contract/Reconstruction	1
⊕ TRM-Street Repairs	3
Grand Total	56

Monument Street Open SR's

Row Labels	Count of Type Description
⊕ BGE-StLight(s) Out Rear	1
⊕ HCD-Illegal Dumping	1
⊕ HCD-Maintenance Structure	3
⊕ HCD-Rodents	2
⊕ HCD-Sanitation Property	5
⊕ HCD-Trees and Shrubs	1
⊕ HCD-Vacant Building	4
⊕ SW-Bulk-Scheduled	27
⊕ SW-Municipal Trash Can Concern	3
⊕ TEC-Footways Contract/Reconstruction	5
⊕ TRM-WO Sign Installation	4
⊕ TRS-Parking Complaints	1
Grand Total	57

TRANSFORMATION ZONES

Tri-District Open SR's	
Row Labels	Count of Type Description
⊕ HCD-Sanitation Property	33
⊕ HCD-Trees and Shrubs	1
⊕ HCD-Vacant Building	11
⊕ HLTH-Animal-Animal In Danger/Injured/Abused/Neglected	1
⊕ RP Building Maintenance	2
⊕ SW-Bulk-Scheduled	14
⊕ SW-Municipal Trash Can Concern	3
⊕ TEC-Footways Contract/Reconstruction	8
⊕ TRM-Street Markings	3
⊕ TRM-WO Sign Installation	4
⊕ TRT-Sign Missing	1
Grand Total	81

Penn/North Open SR's	
Row Labels	Count of Type Description
⊕ HCD-Maintenance Structure	4
⊕ HCD-Sanitation Property	2
⊕ HCD-Trees and Shrubs	1
⊕ HCD-Vacant Building	5
⊕ SW-Bulk-Scheduled	9
⊕ TRM-Curb Repair	3
Grand Total	24

CITY/STATE COLLABORATION

- **Parole and Probation Collaboration**

- The Department of Parole and Probation (DPP) recently increased its commitment to Baltimore City by placing parole and probation agents in each Police District in Baltimore City. DPP estimates that it has approximately 207 agents committed to Baltimore City, including two (2) that are detailed directly to the BPD.

- **Maryland State Police (MSP) Warrant Service**

- MSP recently committed to assist BPD in the service of outstanding warrants. BPD delivered a set of 21 outstanding robbery warrants from the Southeast District for MSP to serve.

- **VOP Warrants**

- During the July 31st meeting, it was also discussed that the Department of Public Safety and Correctional Services warrant squad would work with BPD to serve an increased number of VOP warrants on priority offenders.

MAYOR'S OFFICE OF SUSTAINABLE SOLUTIONS

CITISTATSMART – MAKING BALTIMORE SAFE

- Emphasis of CitiStatSMART

- Specific – Well defined meetings and focus areas with clear agendas

- Measurable, meaningful

- Action-oriented, Agreed upon

- Results-oriented

- Timely

- CitiStatSMART will hold Police meetings every two weeks to start to discuss the latest information and come up with strategies to reduce crime. The regularity of the meetings allows for the development of immediate solutions and quickly assess if strategies are working or if a course correction is needed. Emphasis is on using real-time data and increasing communication and collaboration and focus on strategies in the Mayor's Violence Reduction Plan

ONGOING AND PLANNED PROJECTS

- CitiStatSMART will be used a platform to discuss status of ongoing initiatives.
- There are currently 61 initiatives identified in the Mayor's Violence Reduction Plan along with others outlined in the Consent Decree
- CitiStatSMART team will track progress and identify barriers that the Mayor's Office and/or Agencies can assist in removing
- Current Projects for Discussion:
 - Automate Background Investigations
 - Outsource Background Investigations
 - Implement Mobile Data Terminals
 - Roll-out Body-Worn Cameras
 - Expand CitiWatch Network
 - Implement 28 Gunshot Detection Devices
 - Technology Resource Study
 - Staffing Study
 - Hiring of Retirees Rule Change
- Potential New Projects:
 - Ideal Crime Fighting Districts
 - Crime Forecasting Software
 - Crime Gun Intelligence Center
 - Field-Based Reporting and RMS Replacement
 - Case Management System Replacement

MAKING BALTIMORE SAFE INITIATIVE TRACKING

Objective	Strategy	Status (# of Projects)				
		Initiated	Development	Implemented	Ongoing	Grand Total
Increase Effective Policing in Baltimore	Continue improving BPD's technology for fighting and solving crime	4		1	1	6
	Improve the training of our police	1		3		4
	Increase the number of sworn officers on patrol		3	2		5
	Review and enhance the structural and organizational effectiveness of BPD	2			2	4
Reduce the number of VROs	Enhance operational and strategic intelligence gathering methods	6				6
	Focus on de-escalation	3				3
	Focus on strategic patrols and community enforcement	1			3	4
	Go after illegal gun possession, which is the leading cause of violence in the City				5	5
Enhance and Expand Cross-Agency Coordination	Improve coordination and communications with Federal partners	3				3
	Improve coordination and communications with State partners	5				5
	Improve coordination and communications within City government	3	1			5
Improve Community Engagement	Expand access and effectiveness of social media and other electronic information	3				3
	Expand official community oversight roles	3				3
	Improve and expand direct interaction with City officials	5				5
		39	4	3	11	61

MAKING BALTIMORE SAFE

PERFORMANCE METRICS

Objective	Strategy	Performance Metrics (Scorecard)	Performance Metric (Survey)
Increase Effective Policing in Baltimore	Continue improving BPD's technology for fighting and solving crime	<ul style="list-style-type: none"> • # of arrest warrants obtained by investigative units • Violent crime clearance rate • Homicide clearance rate • # of accidents investigated 	<ul style="list-style-type: none"> • # of casings entered into the NIBIN database • # of hits linking guns to other crimes • # of patrol cars still needing data terminals • # of patrol cars with data terminals • # of total patrol cars on street by District
Increase Effective Policing in Baltimore	Improve the training of our police	<ul style="list-style-type: none"> • # of integrity tests conducted • # of discourteous & misconduct complaints 	<ul style="list-style-type: none"> • # of officers found compliant/non-compliant in routine BPD auditing • # of officers receiving discipline for BWC-related policy violations • # of use of force complaints/investigations • # of individuals served by BPD's Crisis Intervention Team (CIT) unit • # of trainings • # of individuals trained per predetermined time period • Curriculum for in-service and new trainees at the Academy • # of use of force complaints/investigations • # of individuals served by BPD's Crisis Intervention Team (CIT) unit • # officers enrolled in BCCC Tuition Assistance Program • # officers taking advantage of current tuition assistance program

MAKING BALTIMORE SAFE

PERFORMANCE METRICS

Objective	Strategy	Performance Metrics (Scorecard)	Performance Metric (Survey)
Increase Effective Policing in Baltimore	Increase the number of sworn officers on patrol	<ul style="list-style-type: none"> • % of time patrol officers spend on proactive policing (CAD/RMS) • Total number of crimes reported (RMS) • # of CFS diverted from Patrol to the Telephone Reporting Unit (RMS) 	<ul style="list-style-type: none"> • # of officers supplementing patrol, by week or month, during the effective period of the policy • # of Cadets hired by BPD • # of Cadets that enter the Police Academy • # of applicants compared to prior year • Diversity of applicants • # of trainees in the Academy • Graduation dates and number of officers entering the police force • # of positions civilianized • # of officers reassigned to patrol as a result • # of retirees hired and employed at BPD
Increase Effective Policing in Baltimore	Review and enhance the structural and organizational effectiveness of BPD	<ul style="list-style-type: none"> • % of internal affairs investigations completed within 6 months • # of discourteous and misconduct complaints (per 100 officers) 	<ul style="list-style-type: none"> • # of hearings conducted • # officers required to staff the schedule • # of officers currently in Patrol • Status of staffing study (required by the consent decree)

MAKING BALTIMORE SAFE

PERFORMANCE METRICS

Objective	Strategy	Performance Metrics (Scorecard)	Performance Metric (Survey)
Reduce the number of VROs	Enhance operational and strategic intelligence gathering methods	<ul style="list-style-type: none"> • Arrests attributable to CCTV intelligence • % of critical infrastructure in camera footprint 	<ul style="list-style-type: none"> • # of CitiWatch cameras - operational versus non-operational • % crime reduction in CitiWatch areas • Crime reduction in CitiWatch coverage area • # of arrests assisted by CitiWatch monitors • # of knock and talks conducted • # of parole and probation interviews • # of violations • # warrants served by MSP at request of BPD • Status of locating and opening prisoner debriefing center. #arrestees debriefed • Tracking of trigger-puller targets • # arrested for guns • # arrested for felony-offenses
Reduce the number of VROs	Focus on de-escalation		<ul style="list-style-type: none"> • # of Safe Streets sites • \$ raised for expansion of Safe Streets and similar models • # of Youth served as mediators

MAKING BALTIMORE SAFE

PERFORMANCE METRICS

Objective	Strategy	Performance Metrics (Scorecard)	Performance Metric (Survey)
Reduce the number of VROs	Focus on strategic patrols and community enforcement		<ul style="list-style-type: none"> • # arrests by DAT teams • # of gun arrests by DAT teams • # of arrests by DAT teams that include a felony charge • Crime stats for Transformation Zones versus outside of zones • Crime stats surrounding identified problem businesses • Crime stats for juveniles during the school months • Crime stats (robberies and assaults) within 500 of a school or bus stop
Reduce the number of VROs	Go after illegal gun possession, which is the leading cause of violence in the City	<ul style="list-style-type: none"> • # of arrest warrants obtained by investigative units • Violent crime clearance rate • Homicide clearance rate • # of gun arrests (OID only) 	<ul style="list-style-type: none"> • # of registered gun offenders • # of GORA home visits/knock and talks conducted by BPD • # of violations recorded • Gun case dispositions based on tracking database • Verdicts received and sentences given

MAKING BALTIMORE SAFE

PERFORMANCE METRICS

Objective	Strategy	Performance Metrics (Scorecard)	Performance Metric (Survey)
Enhance and Expand Cross-Agency Coordination	Improve coordination and communications within City government	<ul style="list-style-type: none">• # of special events staffed (incl. sporting events)• % of cost reimbursed by event organizers for which BPD bills	<ul style="list-style-type: none">• City service request closure rates inside the transformation zones
Improve Community Engagement	Expand official community oversight roles/ Improve and expand direct interaction with City officials		